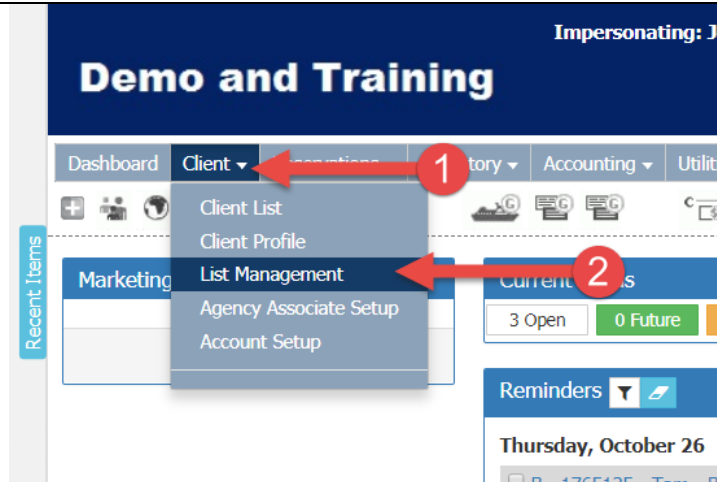




Global Updates for Opt-In/Out of Marketing

AgentMate allows you to batch update clients at a single time.

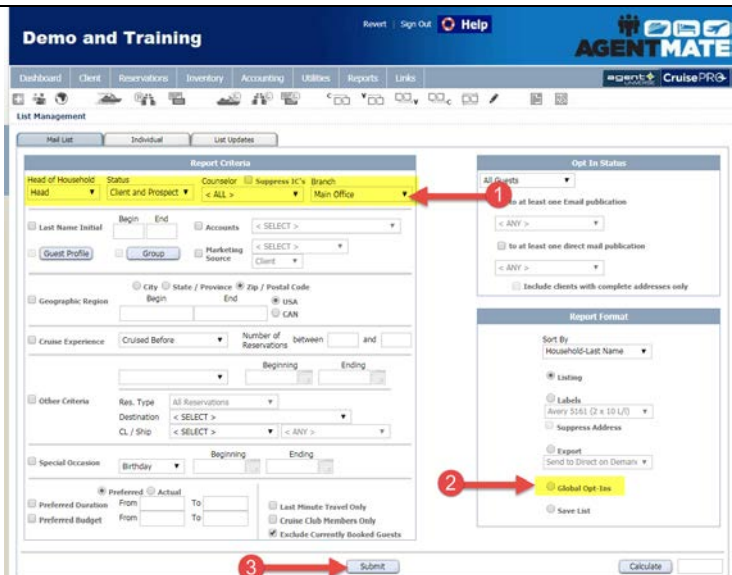
Step 1: To get started **Click** on the Client drop-down and Select List Management from the menu.



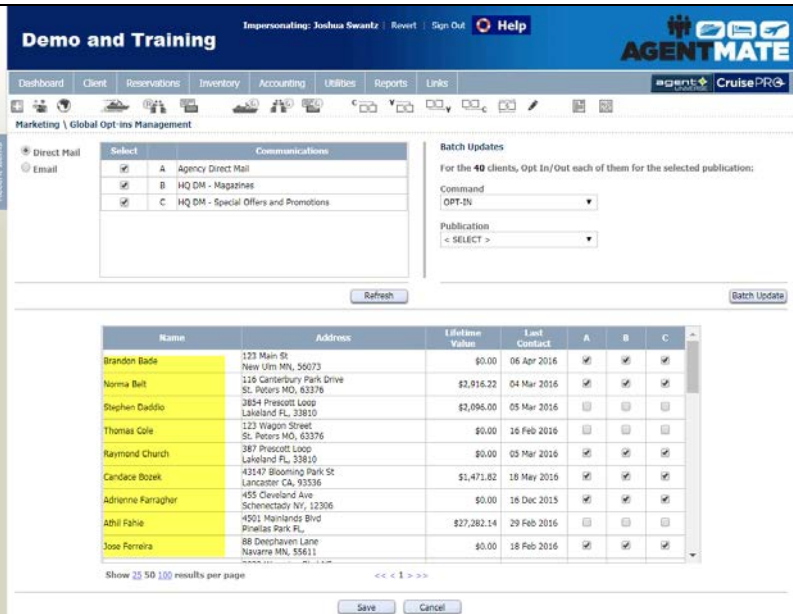
Step 2: **Select** the criteria you want for the global update.

Then, **Click** the radio button next to Global Opt-Ins

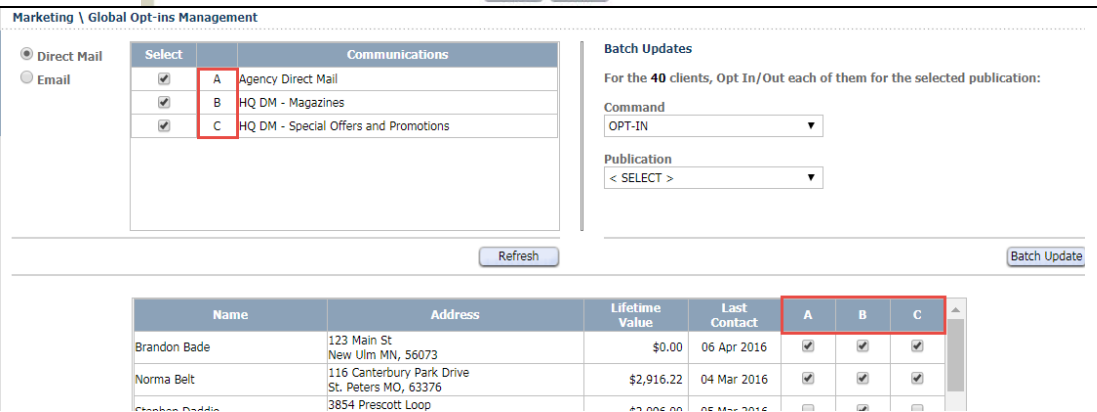
Click Submit



Step 3: You then see a list of customers that based off the criteria from the previous screen.



Step 4: When making the selection for Direct Mail or Email there are Letters in the Communication section corresponds with the Letters for the client list. The client will have a check in their box if they're opted-in for the corresponding letters for Marketing. If they are not checked then they're not opted-in



Step 5: Here you can have the listed opted In or Out of Direct Mail or Email communications.

In this example I've **Selected** the Direct Mail radio button.

Note: The highlighted yellow in the Communications sections denotes the available Direct Mail options.

Using the drop-down arrow for Command I've **Selected** Opt-In.

Using the drop-down arrow for Publication I've **Selected** HQ DM Magazines.

Click Batch Update

